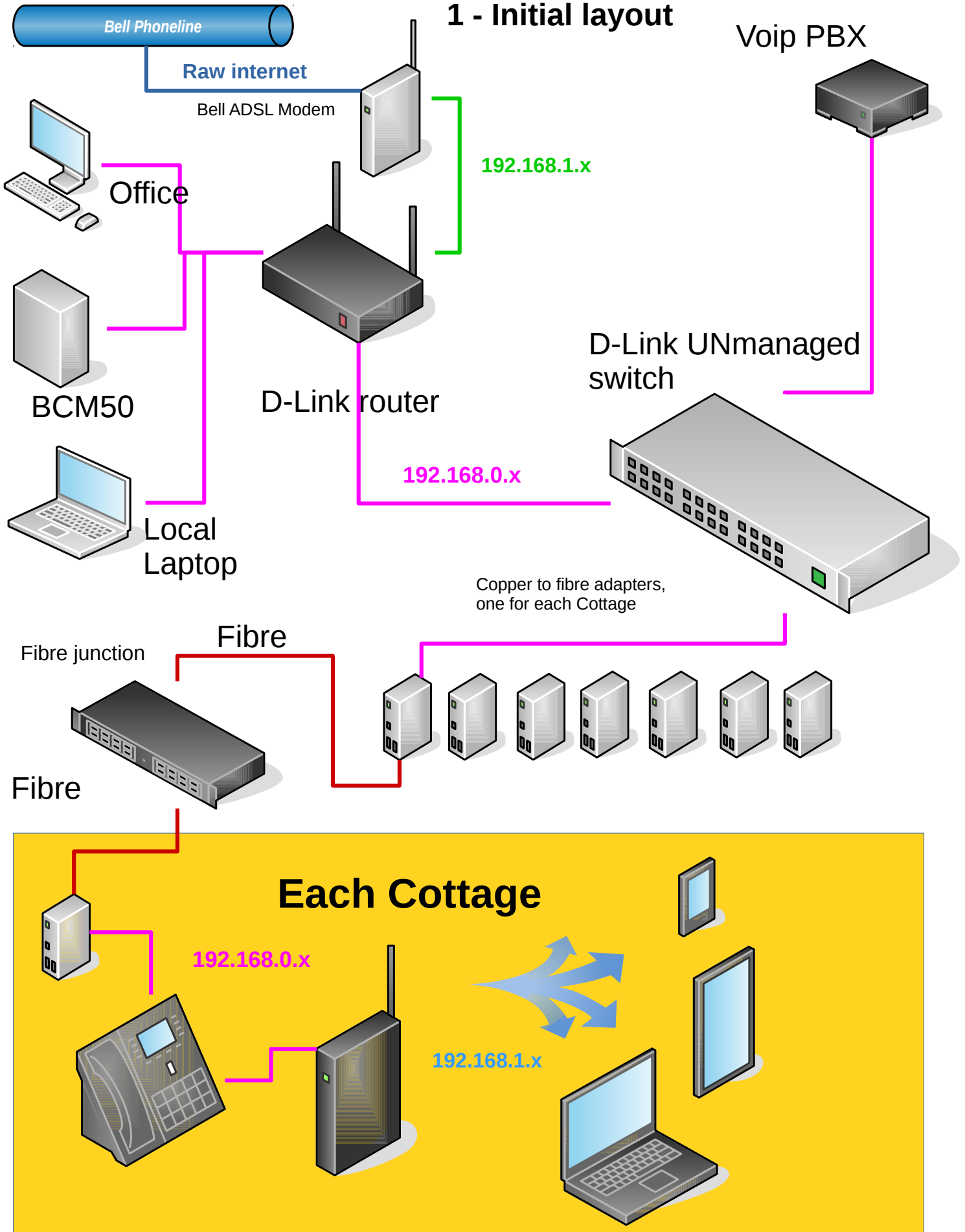
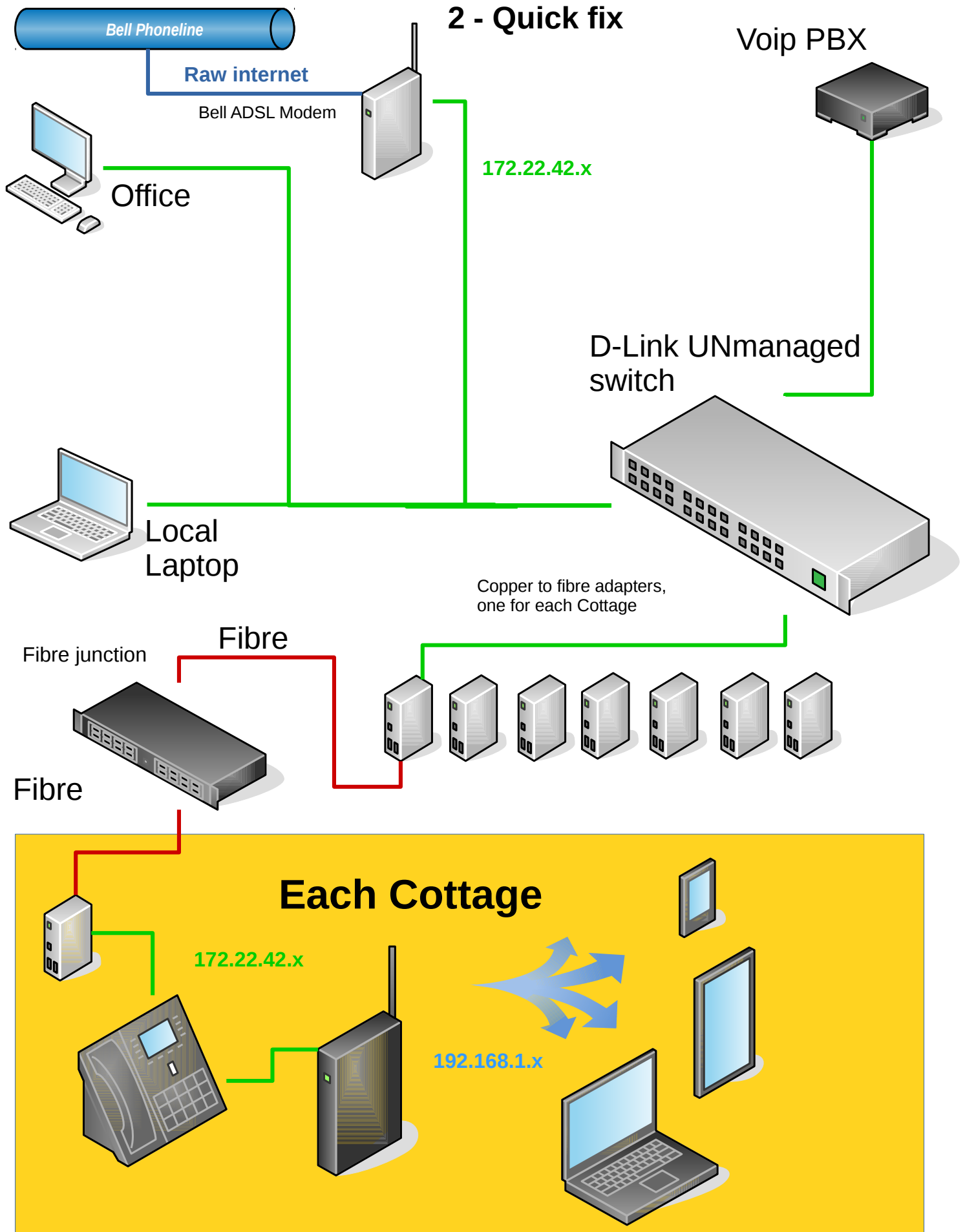
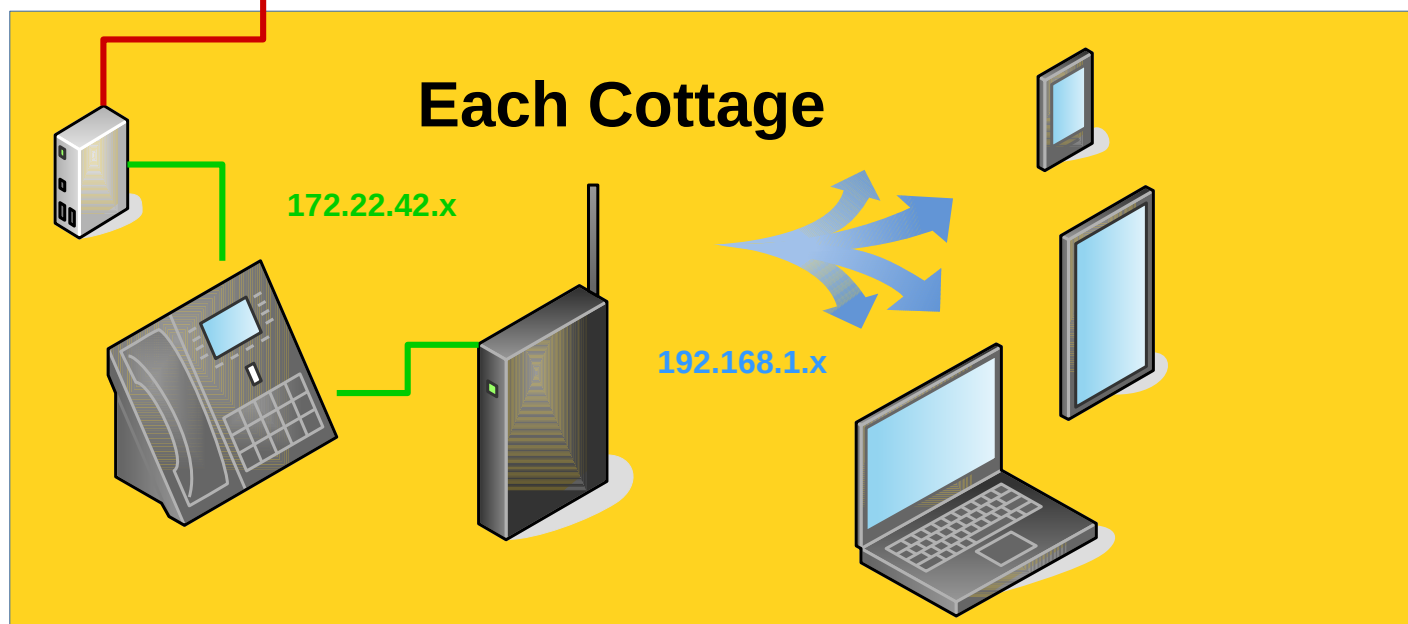
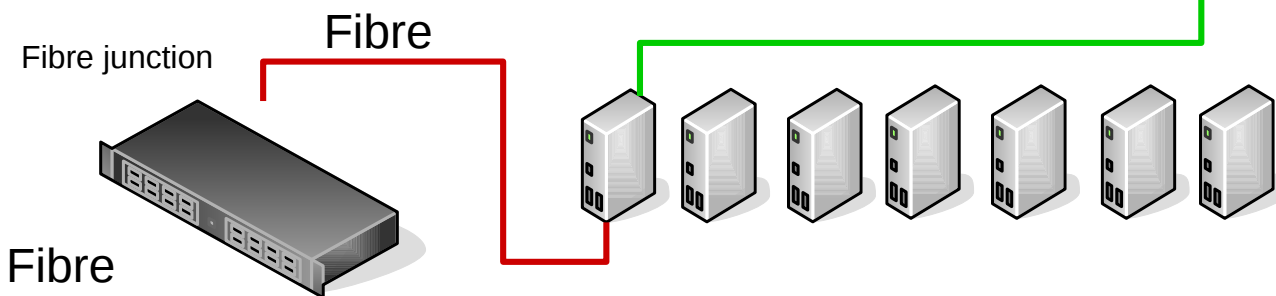
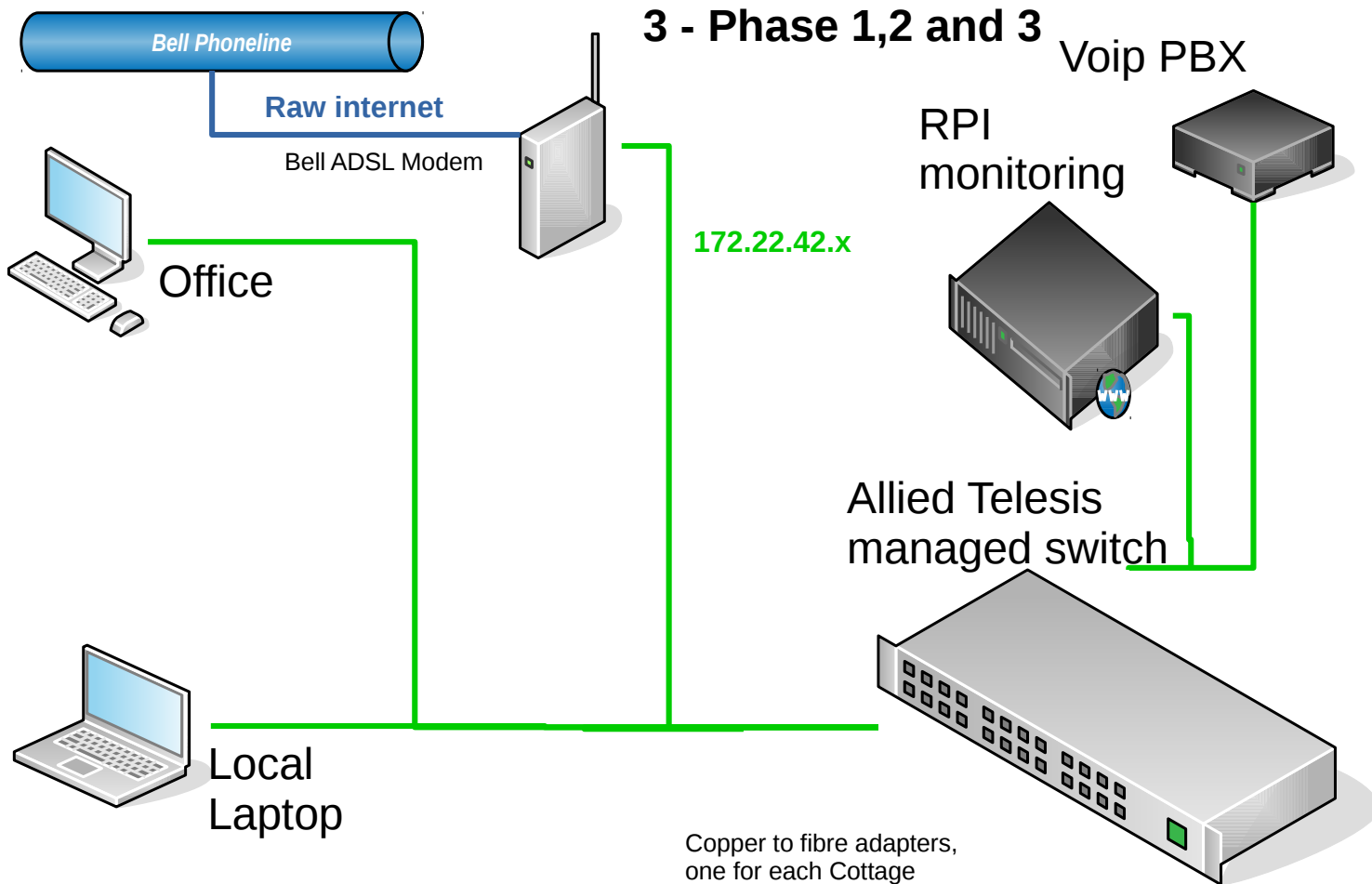


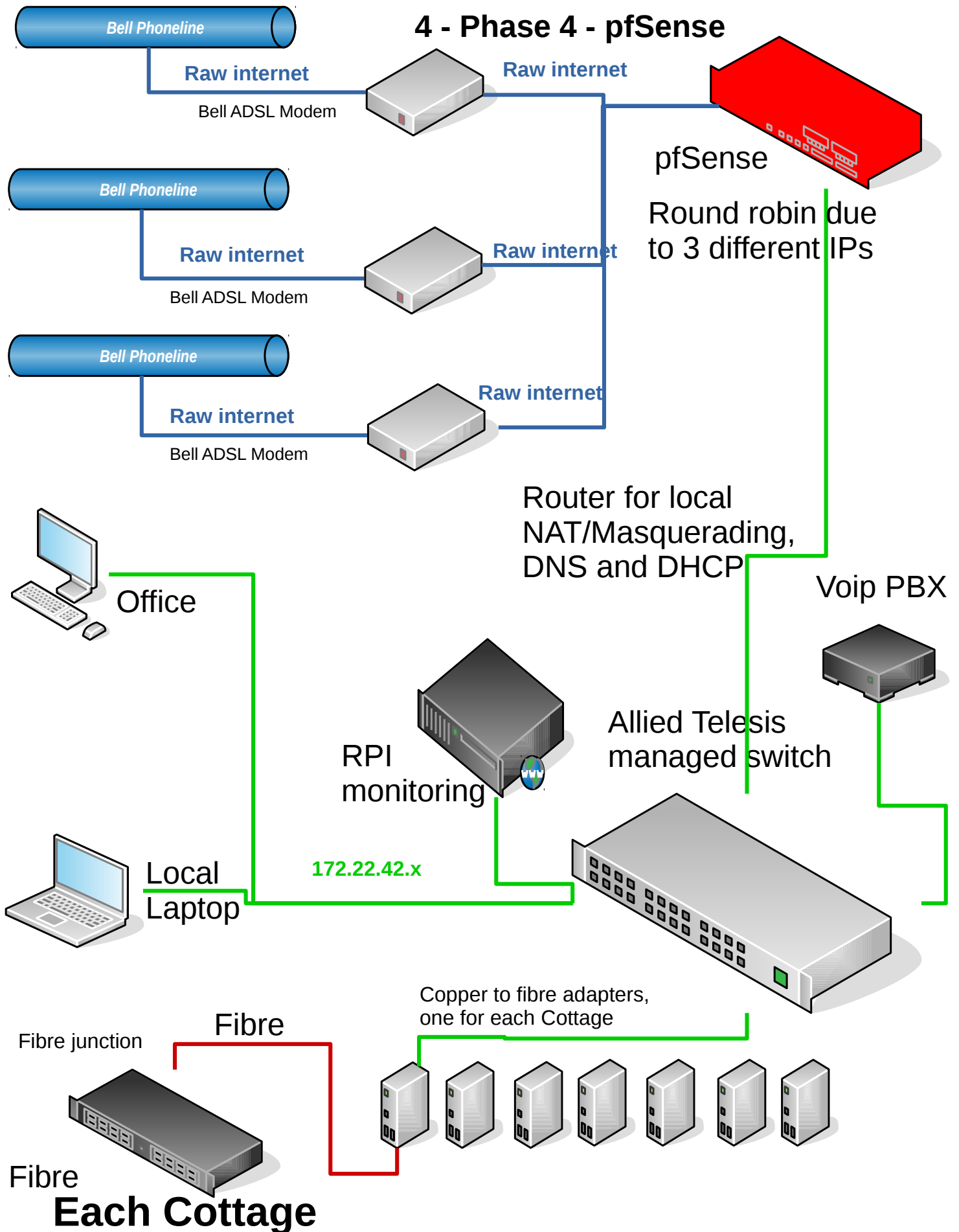
1 - Initial layout



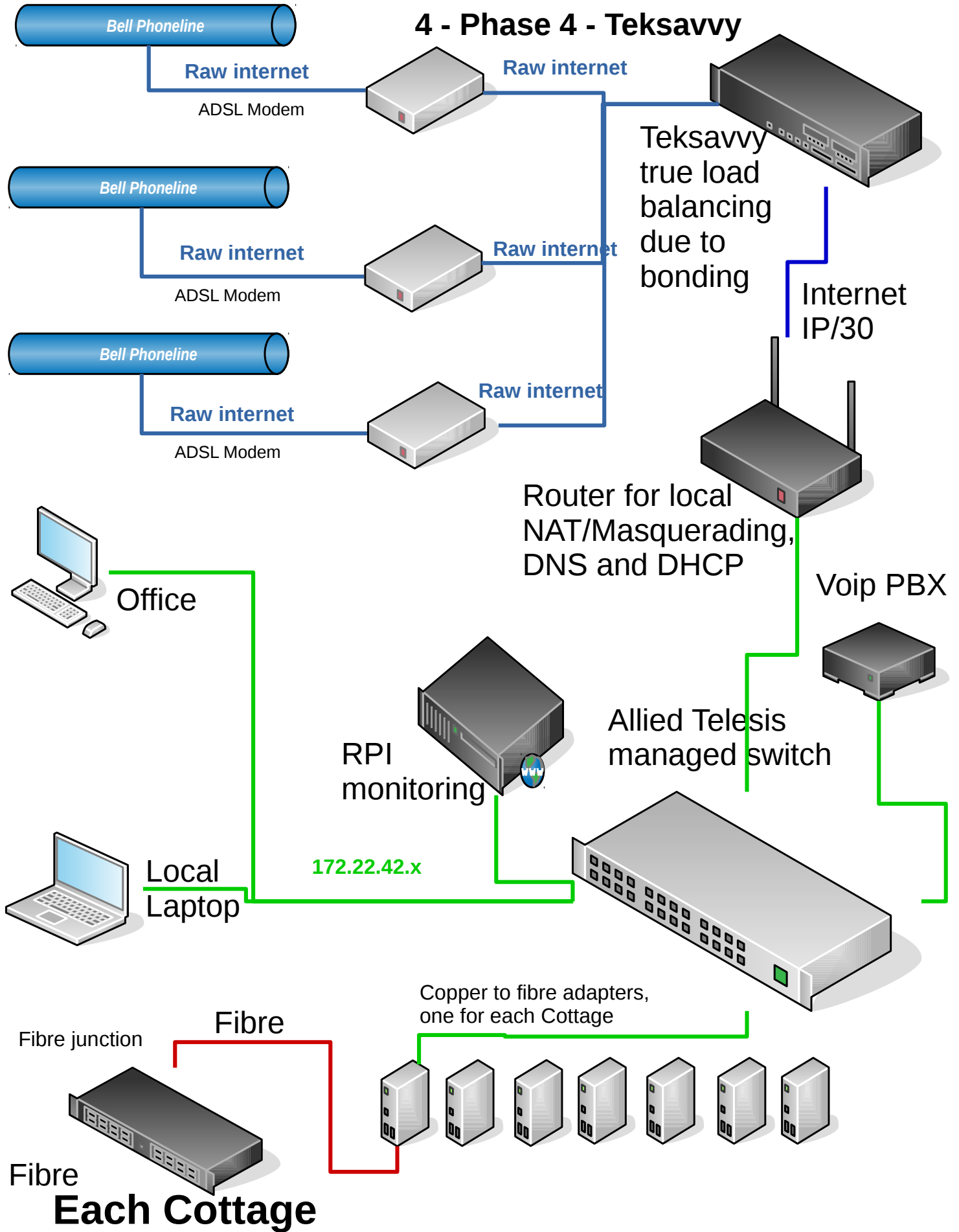




4 - Phase 4 - pfSense

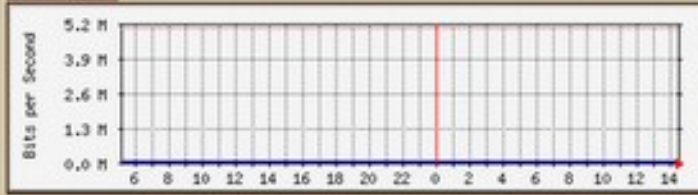


4 - Phase 4 - Teksavvy

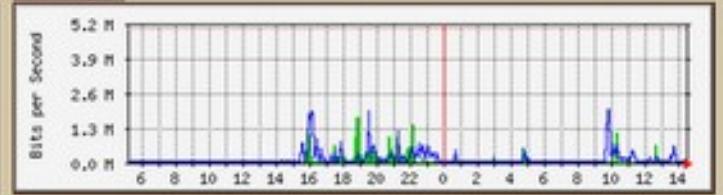


Frontenac Shores internet usage

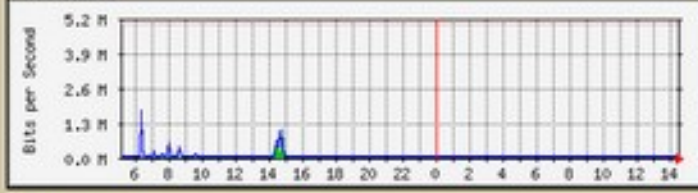
Cottage1



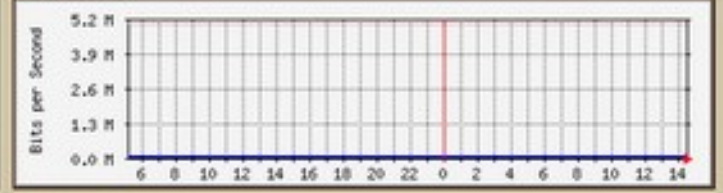
Cottage2



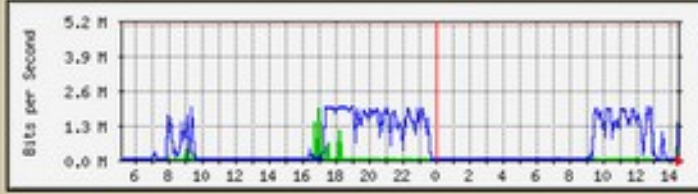
Cottage3



Cottage4



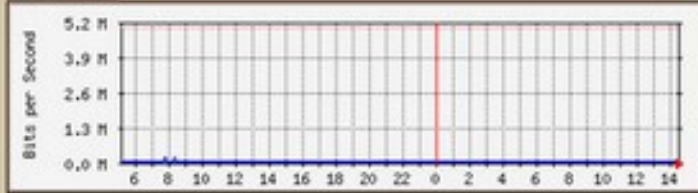
Cottage5



Cottage6



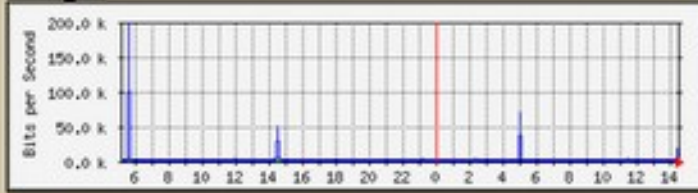
Cottage8



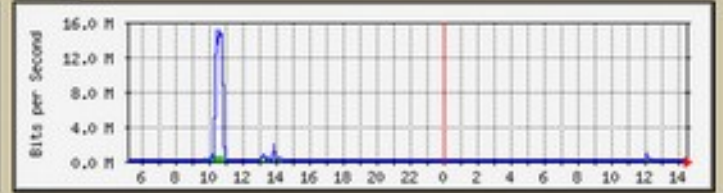
Cottage9



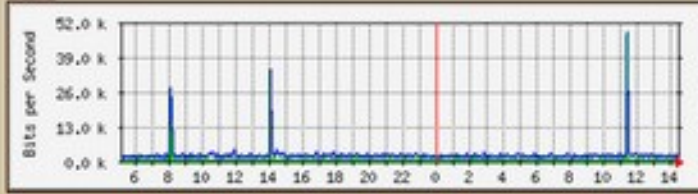
local_pc



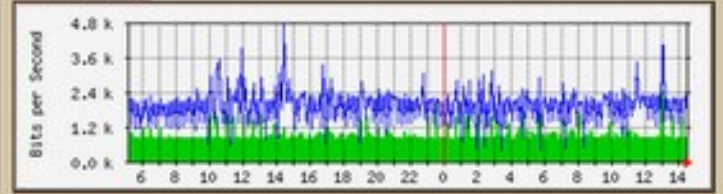
office



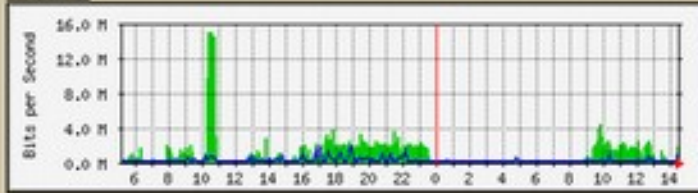
voip



monitoring



Uplink



With help of this the internet usage can be seen clearly.

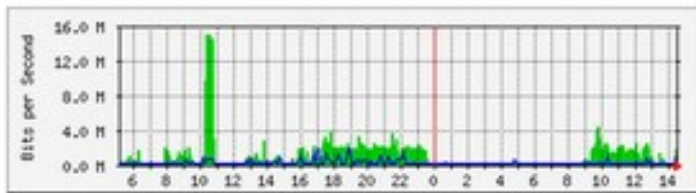
Uplink

System: atswitch in frontenac shores
Maintainer:
Description: Uplink
ifType: ethernetCsmacd (6)
ifName: port24
Max Speed: 100.0 Mbits/s
Ip: No Ip (No DNS name)

And for a little history you can click on any graph and see up to a year of past activity.

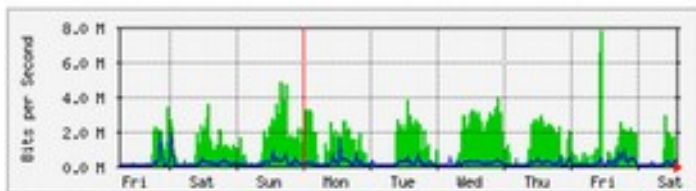
The statistics were last updated **Saturday, 13 January 2018 at 14:30**, at which time 'atswitch' had been up for **163 days, 22:27:24**.

'Daily' Graph (5 Minute Average)



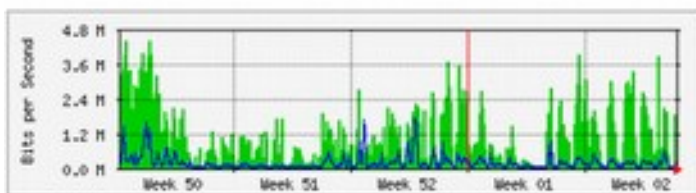
	Max	Average	Current
In	15.0 Mb/s (15.0%)	1004.6 kb/s (1.0%)	1865.8 kb/s (1.9%)
Out	1933.4 kb/s (1.9%)	157.6 kb/s (0.2%)	1440.3 kb/s (1.4%)

'Weekly' Graph (30 Minute Average)



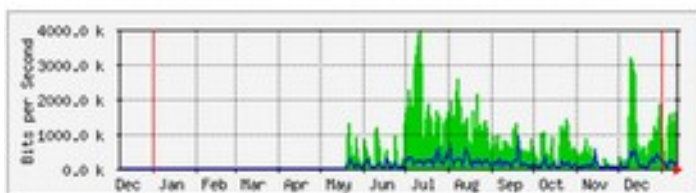
	Max	Average	Current
In	7813.1 kb/s (7.8%)	1230.4 kb/s (1.2%)	349.1 kb/s (0.3%)
Out	1871.7 kb/s (1.9%)	150.2 kb/s (0.2%)	38.7 kb/s (0.0%)

'Monthly' Graph (2 Hour Average)



	Max	Average	Current
In	4408.4 kb/s (4.4%)	1065.3 kb/s (1.1%)	1677.6 kb/s (1.7%)
Out	1707.3 kb/s (1.7%)	180.1 kb/s (0.2%)	133.3 kb/s (0.1%)

'Yearly' Graph (1 Day Average)



A simple page to control internet connectivity

Port	Description	State		Link state	Speed Limit					
		active	disabled		unlimited	11.664 MBit	5.832 MBit	3.24 MBit	1.944 MBit	648 KBit
port 1	Cottage1	active	disabled	Up	unlimited	11.664 MBit	5.832 MBit	3.24 MBit	1.944 MBit	648 KBit
port 2	Cottage2	active	disabled	Up	unlimited	11.664 MBit	5.832 MBit	3.24 MBit	1.944 MBit	648 KBit
port 3	Cottage3	active	disabled	Up	unlimited	11.664 MBit	5.832 MBit	3.24 MBit	1.944 MBit	648 KBit
port 4	Cottage4	active	disabled	Up	unlimited	11.664 MBit	5.832 MBit	3.24 MBit	1.944 MBit	648 KBit
port 5	Cottage5	active	disabled	Up	unlimited	11.664 MBit	5.832 MBit	3.24 MBit	1.944 MBit	648 KBit
port 6	Cottage6	active	disabled	Up	unlimited	11.664 MBit	5.832 MBit	3.24 MBit	1.944 MBit	648 KBit
port 7	Cottage7	active	disabled	Down	unlimited	11.664 MBit	5.832 MBit	3.24 MBit	1.944 MBit	648 KBit
port 8	Cottage8	active	disabled	Up	unlimited	11.664 MBit	5.832 MBit	3.24 MBit	1.944 MBit	648 KBit
port 9	Cottage9	active	disabled	Up	unlimited	11.664 MBit	5.832 MBit	3.24 MBit	1.944 MBit	648 KBit
port 10	-	active		Down	unlimited					
port 11	-	active		Down	unlimited					
port 12	-	active		Down	unlimited					
port 13	-	active		Down	unlimited					
port 14	-	active		Down	unlimited					
port 15	-	active		Down	unlimited					
port 16	-	active		Down	unlimited					

undo all changes since last refresh :

You can change the "Description" and speed options of the ports [here](#)

This is another [Techwiz](#) creation

Control page to throttle any individual cottage.

port 16	-	Down
port 17	local_pc	Up
port 18	office	Up
port 19	-	Down
port 20	-	Down
port 21	voip	Up
port 22	-	Down
port 23	monitoring	Up
port 24	Uplink	Up

Option name	value	default	Description
max_port	16	16	Highest port number that can be manipulated in the switch control page
max_speed	18000	3*6000=18000	max speed for the limits list in kbit
switchaddress	atswitch	atswitch	name or ip address of the switch
switchuser	manager	manager	username to use on the switch
switchpassword	/home/pi/.switchpsw	/home/pi/.switchpsw	path to file with switch password or the password to use
speed limit no 1	unlimited	unlimited	
speed limit no 2	11.664 MBit(11664 Kbit)	11016	
speed limit no 3	5.832 MBit(5832 Kbit)	5832	
speed limit no 4	3.24 MBit(3240 Kbit)	3240	
speed limit no 5	1.944 MBit(1944 Kbit)	1944	
speed limit no 6	648 KBit(648 Kbit)	648	

undo all changes since last refresh :

reset

reset all switch values to defaults

Go back to port control [here](#)

Config page for the switch. Possible to change name of the ports and the speed limits available on the control page.